



Eiffel
Tower



Rouen
city center



School
buildings



NEOMA BUSINESS SCHOOL CAMPUS DE ROUEN

Testimonial & Ling Guide



Lalita Niramaithaworn (PLOY) BBA#20
NEOMA Exchange Spring 2014
Contact: ployiita@gmail.com



Introduction

First, congratulation whoever made your final decision or even thinking about going to Rouen for your semester abroad! Here, it is not typical French city that you have heard before! It is peaceful, slow-pace of living yet it has full of facilities you need to enjoy your daily life, I guaranteed 😊. Moreover, the cost of living here is definitely cheap! You can save your money to travel around Europe like me :P SO if you ready let get through what you need to know and going to encounter if you finally made up your mind coming to NEOMA Business School, Campus de Rouen!



Getting to know France

France is one of the dream destinations that everyone once looking forward to visiting. With rich cultures, unique cuisines, beautiful language and a lot of places to visit, France would become a top place in one's mind. And as you know, most people heard about France as much as Paris, its capital. However, there are a lot of interesting places to visit or leave i.e. Lyon, Toulouse, Rouen, Lille, and Marseille other than Paris where it always crowded like other capital cities.

Rouen, Our City

Rouen, the capital of Haute-Normandie, where is our school located may not familiar among Thai people unless you fond of French history. This city is located about 140 km away Northwestern from Paris. It is a medium size city where you can find everything you need in your daily life. This city might not fancy like Paris rather it was peaceful and can be very quiet and boring for ones who are so city-oriented.

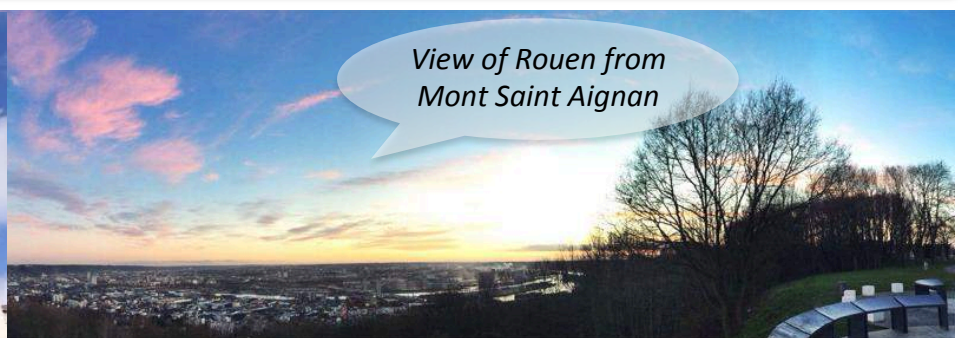
Actually, our school is located up on the mountain called "Mont Saint Aignan" which is the sub-district of Rouen. To travel to and from there, there are buses and TERO bringing you down to the city center where you can catch a train to Paris or shopping your clothes and food.

For the weather, since it is close to the sea, it is obviously a lot of rain. Perhaps, you can imagine that you were living in London! I should recommend you to keep an umbrella with yourself just in case it has unpredictable rain! Other than rain the average temperature would be around a single digit, however you should look at "Feel like" since there is always rain and wind that could make you feel colder. Even it seem to be very cold, from my experiences, it had never get lower than -5c in winter and in spring, it should be around 12c. So frankly, no need long-john for living there! We have a mild winter!

Before you go there!



Rouen Cathedral



*View of Rouen from
Mont Saint Aignan*

Why I choose here

First reason is “I want to go to Europe”. This might be because I have already been to US and Asia might not experience differentiation so much.

Second reason is “I don’t want to experience negative degrees and wear jackets like a polar bear”. From its location, France, Belgium, The Netherlands, Germany, Italy, Spain, Austria would come up to my mind but why here? Let see the following reasons

Third reason is “A lot of course offering”. I have been checked the offered courses and turn out that at NEOMA, there are a lot of courses that **already** equivalent to our BBA and there are also more than 20 courses that haven’t been equivalent yet but they have exactly the same name and pretty much same context of syllabus. I see this is an opportunity.

Fourth reason is “Rank of School”. NEOMA or former “Rouen Business School” is a very competitive and famous private business school among French and European students.

Fifth reason is “Storytelling from our seniors”. Lucky me that I have know some seniors who already been here. Therefore, I have kept asking them during their stay and it turned out that it quite positive for being exchange student there.

From my five reasons I already proved that they all trued! I like being an exchange student there even sometimes I can get bored and sick of nothing to do but well, a lot of friends in campus will help you to cope this!



Visa and Document

You have 2 choices of applying the visa. First is applying directly with the French embassy and second is applying via TLScontact Sathorn. If you do not wish to pay 1,200 THB extra for extraordinary services, you can go to the French embassy where it would open only on Monday morning from 9-12.

For my case, I did apply the visa with TLScontact. It was a little bit easier. At TLScontact, they would help you check the document before processing to the next steps also you can make an appointment on weekdays other than Monday morning unlike applying at French embassy. The document for visa applicants is quite troublesome since some of them need to translate into French and you can go to Faculty of Arts, CU (Aksorn Chula) or Alliance Francaise for translating your document. It costs about 750 THB per one A4 page.

As an exchange student, you have to ask for French long-term visa or French Type D visa. This type of visa need the document from our school attached with the application so you choose wait until you get everything from NEOMA then heading to apply for it. The following would be the lists that you need to prepare in order to ask for Type D Visa (at November 2013).

1. Long term Visa application form (Downloaded from TLScontact Website)
2. OFII Form (Downloaded from TLScontact Website)
3. Student and school information (Downloaded from TLScontact Website)
4. 3.5cm X 4.5cm colored photo with white background 2 pictures
5. All passports
6. Letter from TBS international affair, certifying that you are going to be an exchange student at NEOMA and would come back to continue at BBA TU after finish the program.
7. Letter of acceptance from NEOMA
8. Letter of accommodation in France for first 3 months – in our case it is the same letter as no. 6. Thus, you should make 1 copy for this.
9. Self-introduction letter with reasons why you have to stay in France for 6 months (i.e.) and description about exchange program.
10. High school diploma – translate into French for who graduate from Thai school.
11. Letter of guarantor indicating the relationship of whom who would support you for your entire stay in France.
 - Your supporter should indicate that he or she will support you 650 Euro per month for 6 months (i.e.)
12. Copies of Book bank of saving account of your supporter in past 6 months and evidences of supporter’s income

Airplane tickets

There are several airlines that have operated from Bangkok to Paris Charles De Gaulle Airport, which is the nearest main airport to Rouen, France. Those airlines are both direct and non-direct flight which you can select according to your preference. For me, I flew to Paris with Thai Airways (TG). The good point is it's quite flexible when it has come to the point of luggage overweight. You eventually ask them not to fine you if it *was not obviously* overweight! However, the price of ticket is the highest among those who operated to Paris, France.

	Airlines	Arrival time (Paris GMT) + Via destination	Price Approximation (2014)	Weight
Direct Flight	Thai Airways	Arrive early morning	48,000 (Economics)	No limited in number of luggage 20 Kgs / Student 30 Kgs
	Air France*	Arrive evening	3x,xxx (Economics)	1 big luggage 23 Kgs + about 5,000 THB for another 23kgs
Non-Direct Flight* <i>For example</i>	Air France*	Arrive Evening Via Amsterdam, The Netherlands	3x,xxx (Economics)	1 big luggage 23 Kgs + about 5,000 THB for another 23kgs
	Qatar Airways	Arrive Afternoon Via Doha, Qatar	2x,xxx (Economic – Student)	2 big luggage Total 30 Kgs
	Emirate Airline	Arrive Afternoon Via Dubai, UAE	2x,xxx (Economic – Student)	2 big luggage Total 30 Kgs
	Austrian Airlines	Arrive Afternoon Via Vienna, Austria	2x,xxx (Economic – Student)	2 big luggage 22 Kgs each

Housing

When you received the greeting message from Neoma Business School, there will be a package of housing attached in the email. There are 4 different groups which are on campus, off campus, host family and Independent. What would I focused are only on campus dorm and off campus dorm. An on campus dorm, you can eventually reach school by walking while off campus are those in city center where you have to take bus to school.



Housing (Continued) – the recommendation

What I would recommend I would say living on campus is the best. It is cheapest which enough facilities even the condition is not that great. There are 5 areas for on campus

1. Bois (บัว) – I would not really recommend if you do not wish to lowest your cost of living there. At Bois, it is a tiny room (9 m²) which has shared 4 showers and 1 kitchen to others 40 rooms in a floor.

2. Pleiade (เพลียต) – There are 2 different types of room in this residence.

- Single Room – 20m² which has private bathroom and kitchen inside your room. This is the best condition room so far for on-campus residence however, it is the most expensive one

- Double occupancy – 30m² which has 2 single tiny bedrooms inside. Basically, in this room you will share toilet, shower room, kitchen and living room with your partner. If you came there together (not co-ed), I would recommend you to stay here since it has to specify the partner's name when you register for this housing. This residence is the cheapest with the biggest own area.

3. Ango (แองโก) – For Ango, this is the party dormitory! If you enjoy meeting new international students, this dorm is suitable for you! Ango is reserved for only international students who come to Neoma Business School and Rouen University. If you selected here, you will have to share toilet and shower room with your next-door neighbor. However, you will have separated kitchen inside your own bedroom. For this housing, you do not have to select who you would be your neighbor. The system would automatically random but it would not random to co-ed neighbor, so nothing to worry!

4. Panorama – This is the furthest building from bus stop! It was about 1.2 km to the nearest one and about 900meters to school! However, this building is newest and has good condition with acceptable price! It also has a balcony for each room.

5. Galois (กาโลว์) – I would say this is the most convenient building to stay even though the condition is quite old. This building is nearest to school (600meters) and 300meters to 2 bus stops! Further, it is the closest to Place Colbert (พลาส โคแบร์) where it was the locations of BNP Bank, ATMs, Convenient Stores, Drug Store, Bakery and even morning market on every Wednesday! I have stayed here during my time in Rouen. So if you do not wish to stay together in Double Occupancy of Pleiade, I would recommend this building! It is the only building in on-campus residence which has elevator!



Subject Selection

As I have mentioned earlier that there are a lot of courses that already equivalent to our BBA courses, so this might lessen your work before you actually go to the school.

At NEOMA, as an exchange student, you are allowed to select 10 subjects at maximum from both bachelor program and master program; however, 6 are the maximum numbers that you can transfer back! So just caution about your workload! I recommend you to take 4-5 subjects to prevent workload and still get enough credits when you go back home.

Since you are allowed to select subject from both level, you could confuse about the period system especially for spring semester.

Level	Period I	Period II
Bachelor Degree	January – May	
Master Degree (MGE)	January - March	April - June

From table, you see that it was different cycle between those two programs. To select subject, you have responsible to check the time slots before you actually select subjects on the system. When you have time conflict, the system would not allow you to register. The registration would schedule around 1 month before semester started, therefore you should plan well and see whether is there any time conflict among subjects you wish to select.

For my schedule, I took 5 subjects from both levels.

Course at NEOMA	Course at BBA TU	Level	Period	Notes
MGS 32015E-4 Global and Human Resource Management	HO 310 Human Resource Management	Bachelor	January – May	Easy but MCQ deducted points
EFI 42013E-13 Financial Analysis	AC 321 Financial Reporting and Statement Analysis	Master	January – March Period I	Easy
MKG 42026E-6 International Retail Marketing	MK 342 Retail Marketing	Master	January – March Period I	Hard Scoring
MGS 42015E-2 Strategic Management	BA 401 Strategic Management	Master	April – June Period II	Easy
LCS 3X061F-4 French for communication A1-1	Waiting from Liberal Art Faculty	Bachelor	January - May	Easy

Note: there is one-week add drop period after the semester started. If you cannot register the subjects you wish, you can request at this point.

Cloths

Since Rouen has mild winter, I would recommend you not bring too much jackets or even long-john there! I think Uniqlo Heat-tech product is enough! It is quite weird that during my time (January – June 2014) there, it never got snow and the weather become warmer so earlier! In late March it turned up to 12c degrees and around 22c degree in May! This is quite terrible for our stay in dorm since there was no fan or A/C. Only heater, they provided.





Bonjour Paris

Eiffel tower, Arc de Triomphe, Avenue des Champs-Élysées, La Seine and Pick pockets would be top things that people thinking of when we are talking about Paris. Paris is beautiful, romantic as well as dangerous since there are lots of immigrates. Carefully watch out things around you and always keep in mind about those dangerous would help you well survive in this city and this could apply to every cities or every places you are going to visit. I have never experienced badly in Paris and finally found out that real Parisian is helpful and always nice to me.

Landing

First weeks in France!

When you landed to Paris, you will be at Charles de Gaulle Airport. This is the main airport of Paris for all flights from outside Europe continent. To get into the city, there are 3 main ways.

1. Paris by Train – or RER (แอร์ เอช เออร์) line B which would connect to metro in Paris at Gare du Nord station. The cost of Paris by train is about 9.65 Euro for 1 trip. And since the airport is located in zone 5, you cannot use the same ticket with metro. Coming first time to Paris with all luggage, I DO NOT RECOMMEND to go to city by RER since you will not carefully watch out the pickpockets. Moreover, the metro in Paris is quite old style; therefore less elevators and escalators are provided.

2. Paris by Bus – there are 2 types of airport bus that would bring you to the city.

- Roissy bus (คัวชี บัส) is a public bus operated by Paris RATP. The ticket costs around 11 Euro for 1 trip. The terminal stop would be at Paris Opera where you can decide to take bus or metro further. I DO RECOMMEND this especially if you travel directly from Bangkok and your final destination is Rouen (not overnight in Paris) because Opera is a nearest stop to Gare Saint Lazare where you have to catch the train to Rouen.


- Les cars Air France is an airport bus operated by Air France, the national airline. There are several stops for this type of bus. The ticket for 1 trip would slightly highest. It is about 12-17 Euro depending on where would you get off. If you interested in this bus service, you can look for further information at <http://www.lescarsairfrance.com/en.html>. I recommend you to buy ticket in advance if you interested to take this bus to town and PRINTED it out to get discount for student.

3. Taxi – this would be the most convenient and the most expensive one since it would connect you from door to door service. French taxis rarely speak English! You should prepare right address and note it for them if you barely speak French.



Rouen, Here we go!

People who visit Paris first time might get doubt why there are a lot of train stations in Paris. This is because each train stations would have different regions of destination. Therefore, please read well which station is yours in order not to miss the train! Going to Rouen, Gare Saint Lazare is the right train station. This is the main station for all trains toward Haute-Normandy area as well as suburb area of Paris such as Versailles. If you directly come from airport and immediately head to Rouen, I would recommend you to take Roisy Bus. At its stop, Opera, you can catch the bus number 20, 26 toward Gare Saint Lazare. It would stop in front of the train station! For anyone who wishes to come from airport by RER line B, you can get off at Gare du Nord station and transfer to RER line E toward Hausmann-Saint Lazare where is our train station to Rouen located. This involves a long walk to the train station! Please make sure you are strong enough to drag all luggages if you prefer this way!



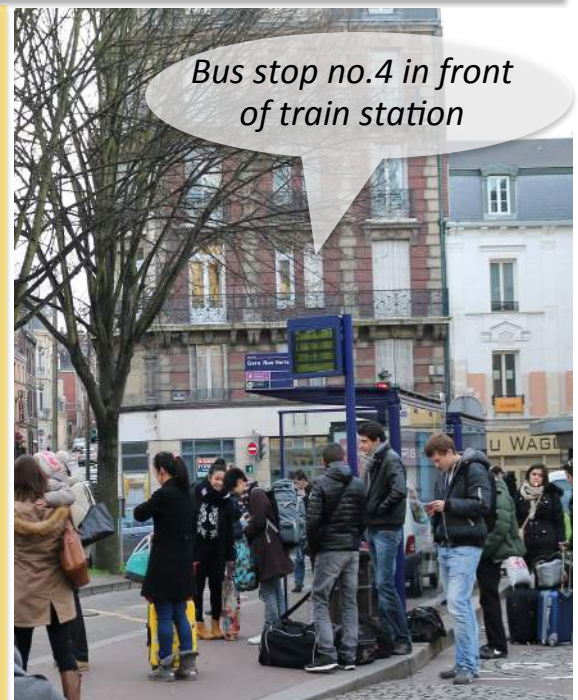
Train ticket to Rouen

Normally, train ticket to Rouen will cost you around 23.5 Euro for 1 trip, however, if you apply for a discount card call "SNCF Carte Junue", you will have to pay only 11.8 Euro. Carte Junue is a discount card for youth riders who are under 26 years old. Even it cost you 50 euro per year, it is definitely worth for applying! This discount card will allow you to have special prices of all inter-city trains in France such as Paris-Strasbourg, Paris-Lille or Lille-Rouen. To apply, you have to go to ticket office on 3rd floor of Gare Saint Lazare. There will be staff help you out for this. For the evidences, you should have student ID card on your hand, your passport and your photo to attach on the card. After you get the discount card, you can buy a ticket either from the ticket officers or from the machine, however, at the machine it would accept only credit card.

Before boarding, you will see a yellow stamp machine in front of the your train track. You MUST stamp it in order to validate your ticket. If you perhaps forget to do, you may be fined 30 Euro on the train! You have to keep your ticket well and show to the controller couple with the discount card that has your picture attached on! The train will take you to Rouen no more than 1:30 hours.

Arriving at Rouen, the capital of Haute-Normandy

When you arrive at Rouen, you will have to find a way to go to school to pick up all keys and documents even you have decided to stay off campus! From train station, the easiest way to go up to Mont Saint Aignan or school area would be taking bus number 4 in front of train station direction to Parc de la Vatine, Mont Saint Aignan. The nearest bus stop to school would be "La Varenne". At this point you have to walk about 400 meter to school. Another bus that coming from train station to school would be bus number 8. This bus runs less frequently than number 4 and you have to walk a bit further to get on the bus. The stop of bus number 8 at train station would be in front of GAM, the grocery store on the left hand side if you turn the back to the station. Bus number 8 would bring you to business school stop. This is a bus stop just in front of a school's door.



Settle Down!

After you get all keys and document from school representative, Culture –co connection or student council of NEOMA Business School will help you deliver your luggage from school to your residence! They will open room for you and check all stuffs in rooms are all right! After that you have to sign agreement to rent the room and so on. Please carefully check with them otherwise you might have to pay for things you didn't broke at the end of your stay.

Normally, the room is furnished with conditions but they would not provide any kitchenettes for you. You can buy it from Culture Co connection on that day (those stuffs are give away from previous international students) or you might go to Carrefour to get new ones.

Shopping grocery

Mainly, students who stay on campus will go to Carrefour in Parc de la Vatin, Mont Saint Aignan. There is a big Carrefour there. To go there, you can get on bus number 4 at the same stop (La Varenne) when you get off from train station. The terminal station would be a big Carrefour! You will not miss it! Another grocery around campus would be SuperU where many people said that they provided fresh meats cheaper than Carrefour. To go to superU, you have to take bus number 8 in direction toward city (different way from getting off from train station). It takes about 2 stops to SuperU. It is obviously there. You will see it! Other than Mont Saint Aignan, you can go to city center where Intermach, another retail chain located! At intermach, you have to take TERO T1 at Place Colbert stop towards the city and get off at Place la St. Marc.

Shopping grocery there you need to bring your own bags to carry all your stuffs back to dorm. It is environmental concerned that applied throughout Europe encouraging people to use less plastic bags. If you forget to bring, you have to pay for 0.10 Euro each!

Sim- Card

I strongly recommend that you should buy pre paid Sim card first even you plan to use post paid ones. This because your dorm Wifi called WIFIRST NEED French phone number to activate and receive the secret code for first log-in. Having sim-card would less your troubles in Rouen and you can sooner contact your family and friends in Thailand. Oh, and if you expect to rely on school's Wifi, you will not be able to use any socials and application since the school's IT has blocked it all! Only Facebook can still connect on Safari page! No line, Whatsapp, Facebook app, Instagram and so on! So you better get a sim card!

I did use Lebara pre paid one. I have order sim card before I arrive Paris and let it send to my friend address. However, if you don't have friend who coming in France before you, you can easily buy at the Airport or mobile shop and asking for Lebara. I think this is the cheapest for data surfing among the pre-paid and the quality is good!

At first I decided to use post paid one from my friends' recommendation called "Free Mobile" however, I think the process quite troublesome especially when you would like to cancel it before you go back! In France, they all need letters as the evidences of your requests. Therefore, YOU NEED TO WRITE A LETTER IN FRENCH to say that you will no longer use it and sometimes the letter could be missed and it turned out that you haven't cancelled it yet. So after I learned this, I decided to use my Lebara throughout my stay in France. The signal was not the best but okay up on Mont Saint Aignan.



Classes

Its time to talk about our main focus :p The classes would start right away after your first day of arriving especially for spring students! Each class would have different room in each week. There is no permanent room like our BBA so you should check before you head to the classroom every morning. To check for your schedule, you can connect on myfirst system (<http://cas.rouenbs.fr/cas/login?service=http://myfirst.rouenbs.fr/>) . This site would allow you to access to your lecture notes, class discussion, school's email as well as your calendar during your time there. The login and password that you can later change will be sent to your personal email. Sometimes, you can get canceled class just 5 -10 minutes before class start and most of the time the school administrative would inform you through school's email. Therefore, you should regularly check once or twice a day! For handouts, unlike our BBA, most classes would upload the slides and cases after class has finished. You have to note by yourself in classroom and later print it out to revise for your exam.

The classes at NEOMA is quite similar to our BBA, however, the normal classes would spread out to only 8 weeks for Master classes and 12 weeks for Bachelor courses. So this make classes here are shorter than our BBA.

Activities & Life styles

At NEOMA, there is an international student council called "Culture-Co or Culture Connection" who would manage all activities for international student both exchange and degree-seeking students. Culture-CO would regularly update on the Facebook page as well as the boards at school. They normally held the events such as welcoming party at some pubs in town, Running dinner, Chinese New Year party, and Gala night. I recommend you to join all of these if possible especially Running dinner that would give you another good experiences as a NEOMA exchange students. Normally French people would have 3 courses for dinner. There are Entrée, main course and dessert. Running dinner would allow you to run from house to house to taste each courses from different houses hosted by French students from our school. This is kind of new experience for me to taste each course of meal with different people in different houses! After you have finished the dessert, you will be asked to go hang out at some bars in town with those people. This event would make you know French cultures better! Oh and if you perhaps to join this kind of event, you should bring bottles of wine to celebrate with them as well. Remember, they provided you food; you should give them some drinks! Other than those events, Culture-Co also held the trips going from place to place. During my stay, Culture- Co held Paris Disneyland trip, Etretat and Honfleur trip, Mont Saint Michael one-day visit, as well as a long trip during Easter like 4 nights in Berlin. I did join them to Etretat and Honfleur. It was fun though, going there with other international students from schools!

Besides, events and trips if we all free, we would have our Drinking game party at one of our friends' room, mostly in Pleiade since it is the biggest one. We would share our foods like pot –luck party. I did cooking some Thais for them while I can enjoy some Japanese, French, Korean, Singaporean, Chinese, Cambodian and Taiwanese food. After we have our dinner, we would immediately start our drinking games! Most of the time this game would create by Korean who never and ever got drunk even they drank pure vodka for half a bottle! The games and party made our friendship closer! Sometimes, we shared our stories and exchange our thoughts from different cultures!



Parles tu français?

Living in a non-English speaking country would be very challenge if you do not know their language especially in France where is quite nationalism. If you still have time before you go, I recommend you to learn some French, taking a course in Thailand or may be just find some books and read it. This would make you familiar what are you going to hear in next few weeks. However, if you do not have time left, I recommend you to carry French pocket book or keep Google translate or French dictionary application close with you. This would help you survive on very first day in France. Even some people can speak English very well; his or her accent would confuse you to understand!

At school, you will have an opportunity to take French courses according to your level. If you do not have any time conflict, I recommend you to take a course there as well. I did take French A1-1 which is the easiest. I proved that this course help me to live in France better. I know all the numbers, colors, directions as well as some conversation such as at a market, at a shopping center or even some cultures like do and don't.

Some useful FRENCH words

Bonjour	Good Morning	Vinde	Meat	Formange	Cheese
Bonsoir	Good evening	Porc	Pork	Oeuf	Egg
Salut	Hi	Poulet	Chicken	Lait	milk
Merci	Thank you	Poisson	Fish	yaourt	yogurt
Beaucoup	Very	Boeuf	Beef	Laitue	lettuce
Pardon	Sorry	Pomme	Apple	Bouteille d'eau	Bottle of water
Excusez-moi	Excuse me	Fraise	Strawberry	Vin	Wine
Au revoir	Good bye	Banane	Banana	jus	juice
Retard	Delay	Prochain	next	Sorite	Exit



Transportation in Rouen

In Rouen, there are Buses, TEOR (big bus) and metro. A Réseau Astuce ticket can be used with all public transportation. A single ride would cost 1.5 Euro, however, you will later get student Bus ID card from school and you can top up rides that cost less per trip. Unlimited rides for 1 month would cost you 26 Euro and a 10 trips-ride would cost 8 Euro. Each trip will last for 1 hour. This means that if you happen get on any public transportation within 1 hour, the new trip will not count!



Haute Normandy's explorer

Haute Normandy or Upper Normandy is one of 27 regions in France. It is located next to English Channel. Its biggest city is Rouen, the capital. Other than Rouen where you could explore during your time there, Haute Normandy has many interesting cities that you should visit such as Le Havre, Honfleur, Etretat, Dieppe, and Vernon. Most of cities have inspired many impressionistic artists such as Monet, Renoir and Boudin.



Marché du dimanche ... Sunday Market

On Sunday, every shop is closed. All restaurants do not open. Only Monoprix, the supermarket in town would open in the morning from 9-13h. However, every Sunday, there is a big market at Place la St. Marc where every one is gathering during Sunday morning. So, if you found out that you had empty fridge on Sunday morning, do not hesitate to this market! I am sure that you will get some fresh vegetables, fruits, and meats from local farmers! But you should have known some French since most of them would not speak English comfortably!



Travelling

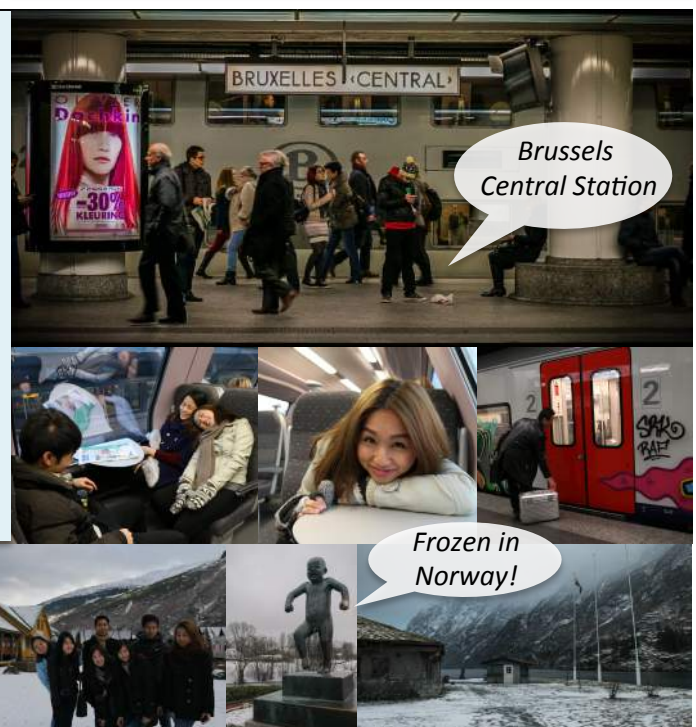
Living in Schengen area, you could not miss to travel around. It is super easy like roaming in a borderless land, however this might be different according to your preferences. For me I did really enjoy travelling around to see how people live, what they eat and how beautiful and unique each cities are. If you plan to travel a lot, PLEASE DON'T FORGET WHAT IS YOUR FIRST PRIORITY. Our school asks to transfer all grades back while other partner schools allow their students to have only pass or fail for each subject. I knew myself that I love to travel but how my travelling not affects my studies? This is all about the time management and well-planner skills!

I recommend that you should think ahead where you want to go, perhaps list them out! Right after you know your entire schedule, you should plan the next steps, which are how, would you go there? Where you should stay and what is your plan in each day? From Paris, you can reach other countries by bus, trains and planes or perhaps driving. And the following is my recommendations.



Travelling by bus – there are 3 main bus companies, Eurolines, Megabus and iDBus, which take you from Paris to other destination. Travelling by bus, I recommend you to go to Belgium, The Netherlands, Switzerland and West Germany only otherwise you might get carsick since it might involve more than 12 hours ride. I once took a night bus (Eurolines) to Strasbourg which I do not recommend since you would not be able to sleep all night! For its good point, I did travel by bus to Belgium and Amsterdam with iDBus. I think this is the best bus among all. Another great bus company would be the Student Agency Bus in Eastern Europe. This is the best bus I have ever experienced in Europe. It was cheap and provides you a good Wifi on bus as well as a drink served by the bus hostess. So if you have a chance to visit Eastern Europe, I recommend using the bus within the region instead of using a train!

Travelling by train – as I mentioned before, Carte Jeune will give you slightly discount! So every time you are going to book a train ticket, do not forget to declare that you have a discount card! Normally, Train ticket should book in advance at least a month to get the best price. I do not recommend to book the train ticket a week a head for international destination otherwise your ticket's price would be incredibly high. For domestic one, since you have Carte Jeune, you can book whenever you want to get the reasonable price, however, some traffic trains could be full if you book right before you get on.



Travelling by plane – there are 3 main airports - CDG, Orly, and Paris-Beauvais, which close to Rouen. To travel by plane, you should see which is your right airport. All Ryan air, the most popular low cost airline in Europe, would operate at Paris-Beauvais. For others, it is according your destinations. To go to CDG and Orly, you definitely have to go to Paris first however, for Paris-Beauvais airport is right at the middle between Rouen and Paris so you have 2 choices. First, you can go to Paris like other airport and take the bus from Port Maillot towards the airport. It would take at least 3 hours from your dorm to the airport. It was super tired this way! Second way would be take a cab from your dorm to the Airport! This would take you only 1:30 hours to reach the check-in counter! It seem more enjoyable and energy saver for you to make a wonderful trip later on! For the cost, amazingly, the cost is equal both ways and it can get lower if you have more people share a cab from Rouen with you!



Renting a car – according to French driving law, people who rent and drive a car must have the age more than 21 years old, however, if the driver is lower than 25 years old, the extra fee must be charged! To rent a car, you must have an international driving license. You can ask it from department of Land transport before you go to France if only you have permanent 5 years Thai driving license.

Thank you BBA Thammasat & TBS, Inter Affair!

Last by not least; I would like to use this chance to say THANK YOU to BBA international program and Thammasat Business School that gave me this great opportunity. Being an exchange student, other than valuable experiences and long lasting friendships, it made me have broaden perspectives and somehow shape my thoughts with international environment. I have learned so many things, which definitely could apply to my life later on.

If you have any further questions, do not hesitate to send me a message — ployiita@gmail.com! I would love to answer to help you stay in Rouen and Europe most memorable! 😊

